

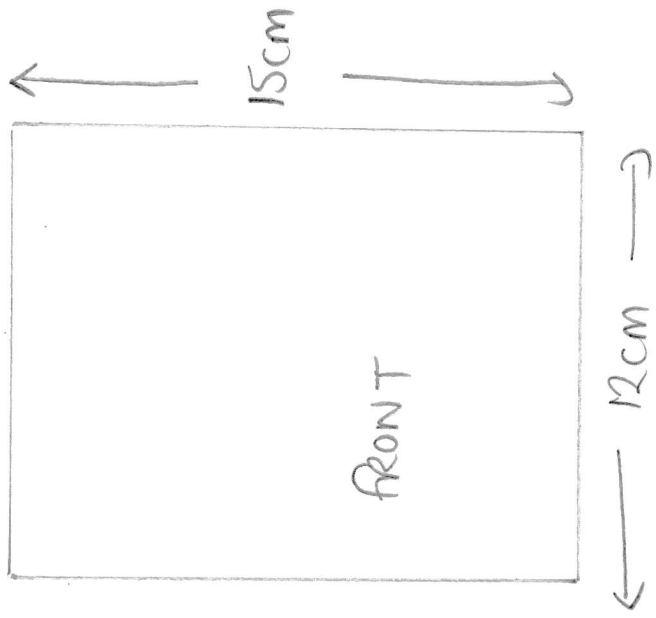


YOU NEED

- magnetic clasp
- sewing thread

PENCIL WALLET

1. Attach clasp parts to clasp covers.
2. Stitch clasp covers to flap + front panel.
3. Zigzag stitch around edges attaching front panel to back.



Use corner punch to round corners

